

DURASTRIP PRO60 RGB

LED

LED 5050
 60 LED/m
 ● = 615-625nm; ● = 520-530nm; ● = 465-475nm;
 50W (10W/m)
 Lifetime: >50,000 h
 Warranty: 5 years

COLOURS OF LIGHT

RGB

DIMMABILITY

Dimmable 0-100% Flicker Free
 DMX with ZKCDMXFF, ZKCDMX-RFF
 Analogue and digital domotic control systems
 CASAMBI compatible

CONNECTIONS

Complete with a 15 cm long IP65/68 M/F cable on 2 sides. Maximum connection length 5 m. Max 4A.
 For longer connections, connect in series or parallel, diagram on page 160.
 Strips can be cut to size by following the cutting indications printed on the strips. For IP65/IP68 strips restore the IP protection after cutting.

ASSEMBLY

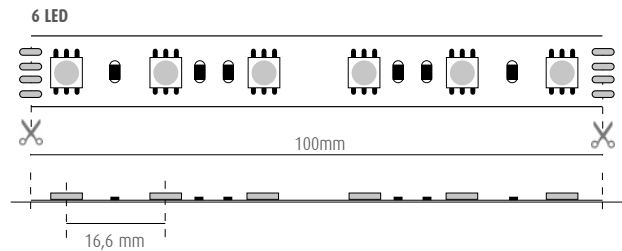
Complete with 3M double-sided tape to attach to the surface and jumpers to be screwed to the surface. When using double-sided tape degrease the application surface adequately.

PACKAGE

Packaged in 5 m reels.
 Or custom products cut to specific lengths see page 11, 318.

DURASTRIP PRO60 RGB were designed to satisfy the range of use that requires an excellent product as well as cost optimisation. The PRO60 RGB range has a substrate that is optimised for power management in relation to flow and useful life. Excellent light emission and colour control over time. Available in an IP20 and IP65 version.

LED SPACING AND PITCH CUT



R 630nm **G** 520nm **B** 460nm


Cutting DURASTRIP to size*:

fixed cost of piece work

VA01

* Please consider pitch cut. Includes a 20 cm cable.

IP20



IP65



DURASTRIP PRO60 RGB

PRO	24V DC	Ra>80	50000h L70 B20	-25° +35°C	III	UL E471161	G5/h24	Risk Group 0
------------	--------	-------	----------------	------------	-----	------------	--------	--------------

MIN 7mm	↑	NO DOT
---------	---	--------

IP20

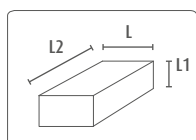
art.	W	W/m	K	N° LED/m	▲	L	L1	L2	8011905	📦
07URGB2410IN-SB	50	10	RGB	60	120°	10	2	5000	954857	1

IP65

art.	W	W/m	K	N° LED/m	▲	L	L1	L2	8011905	📦
07URGB2410EX-SB	50	10	RGB	60	120°	14	4	5000	954864	1



art	Cut and mount kit for Strip IP68 and IP65 - RGB	80119058	📦
KT68PA-RGB	This kit includes 4 terminal blocks with 15 cm wire, 10 silicone fixing bridges with screws, 10 end caps	955588	1



For further details on other connection configurations see the connection diagrams on the following pages or at this link.



DRIVER

	50W IP20	SLD-50-24
	50W IP65	XLG-100-24-A

CONTROLLER

	DALI-ZKTPC (DALI)
	ZKCDAFF (DALI)
	ZKCDMXWFF (DMX)
	ZKC1-10FF (1-10)
	FF = FLICKER FREE

PROFILES

	UNIVERSAL PROFILES
	SURFACE PROFILES
	RECESSED PROFILES
	FLEXIBLE PROFILES

DRIVER: complete info on page 161